








This month's exercises focus on getting your dog to turn tightly around a jump regardless of your position. We worked on some exercises a few months ago to get the dog to turn tightly while you were doing a front cross. In this month's exercises, your goal is to achieve the same result without the cross.


Most dogs have to be taught that they are physically able to wrap tightly around the jump. There are various ways to teach a dog to turn tightly around a jump. I have been very successful with the following exercises.

Note: For each exercise I start with the bar *on the ground* to let the dog be successful without focusing on jumping. I quickly put the bar up to full height as soon as the dog understands the exercise.

In the exercise in **Figure 1**, I lure the dog very close to the jump and give a cookie at the positions shown in Figures 1b and 1c. Before you treat you can use your clicker, or your verbal cue if you do not use a clicker, to tell the dog he is correct. I do this several times to get the dog to wrap very tightly to the jump standard. Remember to only lure a few times or the dog will not learn to do the exercise on his own. Do not progress to the next exercise until the dog is wrapping the jump tightly without your using a lure.

In the exercise in **Figure 2**, I send the dog over the jump from a few feet away and then move in toward the dog to deliver a cookie in the same spots as before (Figures 2b and 2c), if the dog is wrapping the jump. I still use my clicker or my verbal cue to mark the dog's success.

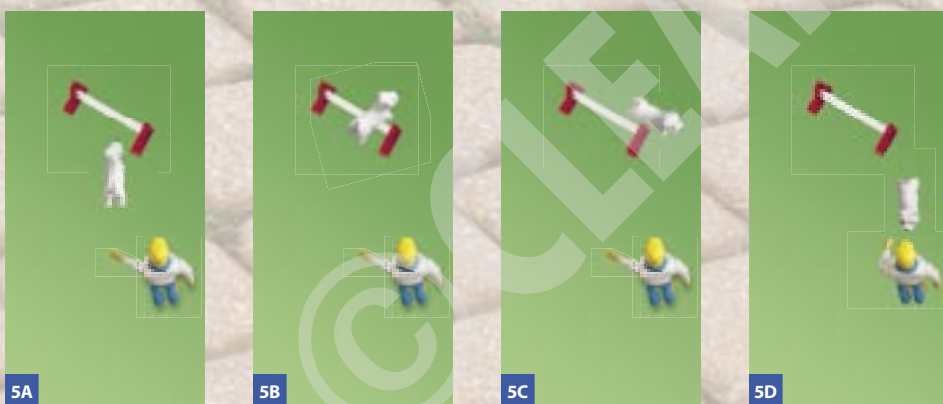




In the exercise in **Figure 3**, I send the dog to the jump from further away, and I do not go with the dog to the jump. If my dog is successfully wrapping the jump, I use my clicker or verbal cue to mark the correct behavior and wait for the dog to come back to me for the treat as in **Figure 3d**.




In the exercise in **Figure 4**, I send my dog from further back and expect the dog to wrap the jump without any other cue than his jump command. Be sure to stand up straight. If my dog is successfully wrapping the jump, I use my clicker or verbal cue to mark the correct behavior and wait for the dog to come back to me for the treat as in **Figure 4d**.



In the exercises in **Figures 5 and 6**, I position the jump at different angles and expect the same performance.

Once you have mastered these six exercises working the dog on your left, repeat all of them with the dog on your right. 🐾



Karen Holik has been involved in agility for over 10 years as a competitor and also a USDAA and AKC judge. She has competed in the finals of the USDAA Grand Prix World Championships with all four of her dogs on six different occasions. Her youngest dog, MACH Triune's Feelin Hot Hot Hot (a.k.a. Sizzle) won the USDAA Steeplechase Finals in 2003. Karen and Sizzle were members of the AKC/USA World Team in 2003 and were chosen again to be part of the team in 2005. Karen offers private lessons and seminars and can be reached at oncourseagility@comcast.net.